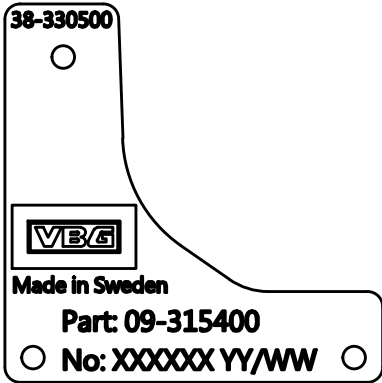
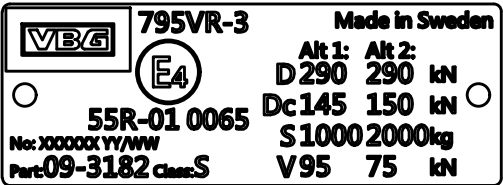


A, mechanism identification plate



B, identification plate



1 Mounting dimensions acc. to SS 550000-1 category 5 and ISO 3584 category 5-7

2 Coupling compatible with Ø57 drawbar eyes according to standard SS 550100-2

Dimensions acc to standard SS 550000-1 category 5 SS 550100-1 C57


Dimension	Actual measure
M	139
N	202
P	216
Q	349
R	136
S	289
T	16-30
J	284
K	142
L3	195

Measures for information only. Tolerance ±10mm.



VBG GROUP

Description
VBG 795VR-3 AM L/L

Modified Date		Modified by		Modification No.		Issue	
2020-10-27		HB		13001		a	
3D Model No.						Engineer	
09-318200						HB	
Sheet Size		Scale		Projection		Drafting Date	
A3		1 : 5				2020-10-27	
Stage		Drafted by					
P		HB					
P 09-318200 (F) INFO							
This drawing is the property of VBG Group AB and is protected in accordance with prevailing law. Changes must be made in CAD-program, this concerns both 2D & 3D.							