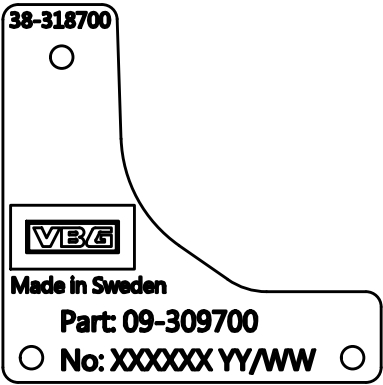
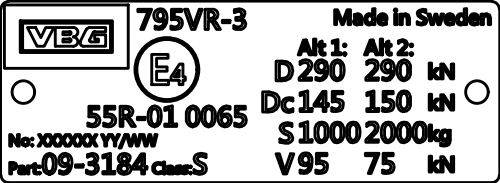


A, mechanism identification plate



B, identification plate



1 Mounting dimensions acc. to  
SS 550000-1 category 5  
and ISO 3584 category 5-7

2 Coupling compatible with  
Ø57 drawbar eyes according  
to standard SS 550100-2

Dimensions acc to standard  
SS 550000-1 category 5  
SS 550100-1 C57


Dimension	Actual measure
M	139
N	202
P	216
Q	349
R	136
S	268
T	16-30
J	338
K	196
L3	195

Measures for information only.  
Tolerance ±10mm.



**VBG GROUP**

Description  
VBG 795VR-3 PA L/L

Modified Date 2020-10-27		Modified by HB	Modification No. 13001	Issue a
3D Model No. 09-318400				Engineer HB
Sheet Size A3	Scale 1 : 5	Projection 	Drafting Date 2020-10-27	Drafted by HB
Stage P	Drawing No. 09-318400 (F) INFO			
This drawing is the property of VBG Group AB and is protected in accordance with prevailing law. Changes must be made in CAD-program, this concerns both 2D & 3D.				