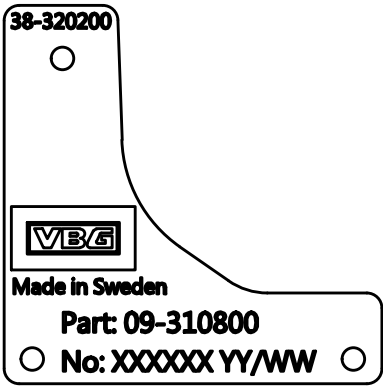
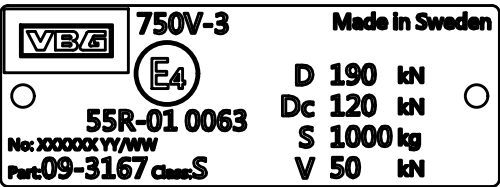


A, mechanism identification plate



B, identification plate



Acc to standard  
SS 550000-1 Category 5  
SS550100-1 C57

Dimension	Actual measure
M	139
N	199
P	214
Q	312
R	101
S	268
T	Max 35
J	282
K	141
L3	193


- 1 Mounting dimensions acc. to  
SS 550000-1 category 5  
and ISO 3584 category 5-7
- 2 Coupling compatible with  
Ø57 drawbar eyes according  
to standard SS 550100-2

Measures for information only.  
Tolerance ±10mm.



VBG GROUP

Description  
VBG 750V-3 S/S

Modified Date 2020-10-27		Modified by HB	Modification No. 13001	Issue a
3D Model No. 09-316700				Engineer JL
Sheet Size A3	Scale 1 : 5	Projection 	Drafting Date 2020-10-27	Drafted by HB
Stage P	Drawing No. 09-316700 (F) INFO			
This drawing is the property of VBG Group AB and is protected in accordance with prevailing law. Changes must be made in CAD-program, this concerns both 2D & 3D.				